



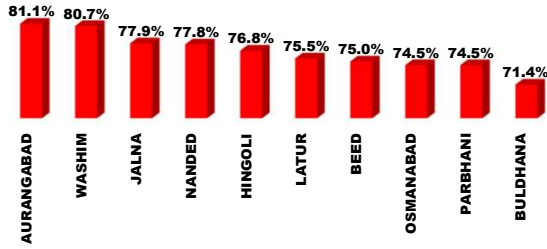
महाआवास अभियान २०२३-२४

दैनिक प्रगती अहवाल : ०५.१२.२०२३

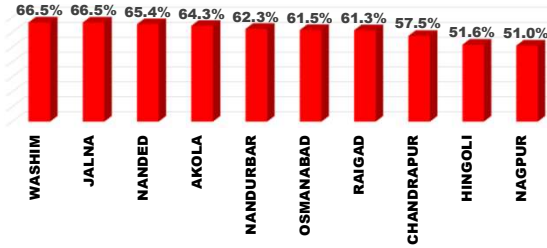
प्रधानमंत्री आवास योजना ग्रामीण – मंजूरी, पूर्ण घरकुले, हप्ते वितरण, भूमिहीन, आर्थिकदृष्ट्या अपूर्ण
राज्य पुरस्कृत ग्रामीण आवास योजना – मंजूरी, पूर्ण घरकुले, हप्ते वितरण, आर्थिकदृष्ट्या अपूर्ण

योजना	एकूण मंजूरी	दैनिक मंजूरी	एकूण पूर्ण	दैनिक पूर्ण घरकुले	दैनिक पहिला हप्ता वितरीत	दैनिक दुसरा हप्ता वितरीत	दैनिक तिसरा हप्ता वितरीत
प्रधानमंत्री आवास योजना ग्रामीण	१३८१३१७	०	११९९१४२	६६	६	४७	५१
राज्य योजना	६४५६५७	५	४५९४७४	३४	३	११	१३
एकूण	२०२६९७४	५	१६५८६१६	१००	९	५८	६४

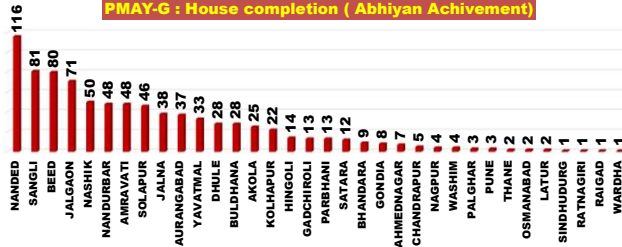
PMAY-G Completion Bottom 10 Dist.



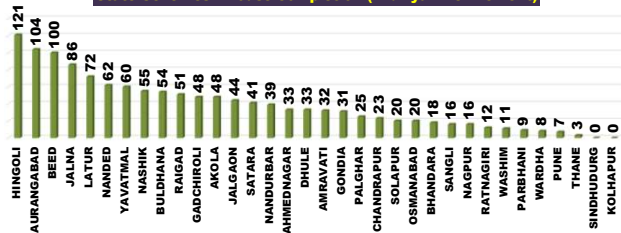
State Schemes Completion Bottom 10 Dist.



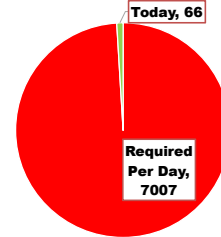
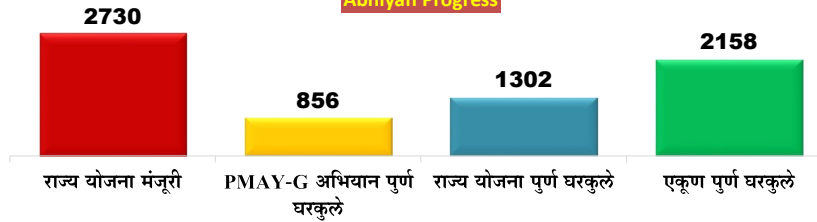
PMAY-G : House completion (Abhiyan Achievement)



State Schemes : House completion (Abhiyan Achievement)



Abhiyan Progress



राज्य व्यवस्थापन कक्ष- ग्रामीण गृहनिर्माण

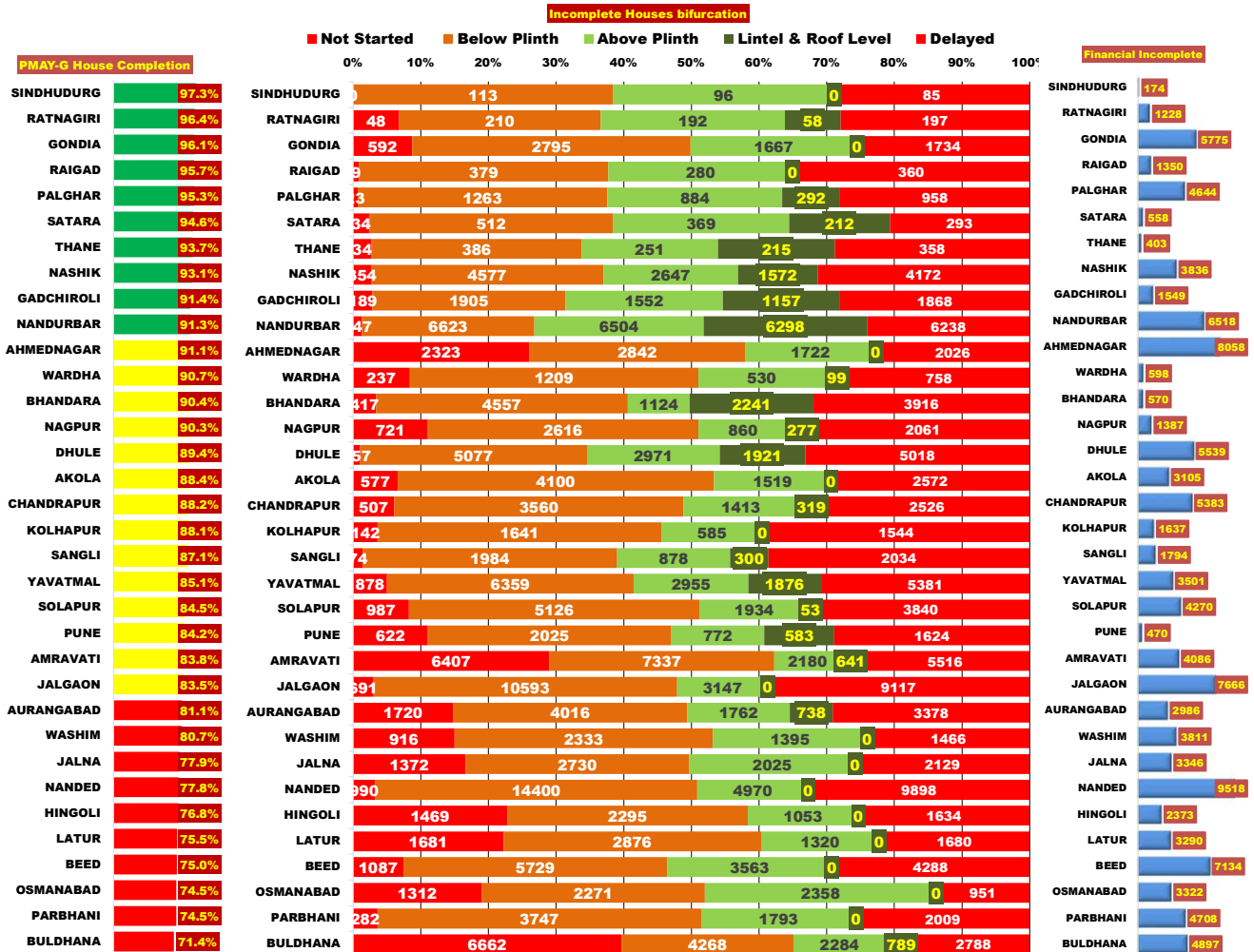
४ था मजला, दक्षिण कक्ष, सिडको भवन, सीबीडी बेलगापुर, नवी मुंबई - ४०० ६१४.

प्रधानमंत्री आवास योजना - ग्रामीण : भूमिहीन लाभार्थी अहवाल

Sr. No.	District	Google Sheet Report			AwaasSoft Report			
		Total Landless	Provided land	Remaining	Landless beneficiaries tagged in AwaasSoft	Landless beneficiaries provided land	Remaining Landless	Remaining Tag (provided land)
1	DHULE	18	18	0	21	21	0	-3
2	GADCHIROLI	9	9	0	9	9	0	0
3	GONDIA	2450	2450	0	2452	2324	128	126
4	KOLHAPUR	257	257	0	244	228	16	29
5	NANDURBAR	0	0	0	0	0	0	0
6	PALGHAR	11	11	0	11	11	0	0
7	RAIGAD	6	6	0	6	6	0	0
8	RATNAGIRI	23	23	0	23	23	0	0
9	SINDHUDURG	420	420	0	415	415	0	5
10	THANE	90	81	9	116	60	56	21
11	SATARA	787	770	17	789	708	81	62
12	NANDED	354	322	32	361	263	98	59
13	BEED	212	125	87	354	66	288	59
14	SANGLI	308	216	92	275	133	142	83
15	WARDHA	2070	1918	152	2198	1911	287	7
16	NASHIK	1680	1513	167	1708	1458	250	55
17	PARBHANI	307	63	244	280	77	203	-14
18	PUNE	2056	1681	375	2046	866	1180	815
19	BHANDARA	4814	4419	395	4813	4501	312	-82
20	JALGAON	21627	21225	402	22199	20600	1599	625
21	AKOLA	5898	5475	423	5843	5386	457	89
22	CHANDRAPUR	2375	1946	429	2335	1746	589	200
23	NAGPUR	4357	3877	480	4332	3573	759	304
24	WASHIM	2448	1845	603	2606	1478	1128	367
25	YAVATMAL	2788	2066	722	2875	2032	843	34
26	HINGOLI	1713	796	917	1692	466	1226	330
27	JALNA	1359	406	953	1373	85	1288	321
28	LATUR	2178	1194	984	2145	808	1337	386
29	OSMANABAD	2085	1074	1011	2064	102	1962	972
30	SOLAPUR	5628	4165	1463	5055	3874	1181	291
31	AURANGABAD	3266	1700	1566	3155	1805	1350	-105
32	AHMEDNAGAR	7521	5261	2260	7650	5130	2520	131
33	BULDHANA	15147	9691	5456	15552	9704	5848	-13
34	AMRAVATI	19903	13876	6027	19864	13622	6242	254
	Total	114165	88899	25266	114861	83491	31370	5625

प्रधानमंत्री आवास योजना ग्रामीण - पूर्ण घरकूले

Sr. No.	Division	Sanction	04.12.2023	05.12.2023	Daily Achivement	Remaining	Completed & verified	Remaining verified
1	PUNE DIV.	116134	100592	100656	64	15478	97418	3238
2	AMRAVATI DIV.	265372	219331	219332	1	46040	212528	6804
3	NAGPUR DIV.	286768	264110	264111	1	22657	257003	7108
4	KONKAN DIV.	69342	66179	66179	0	3163	64692	1487
5	NASHIK DIV.	409892	368438	368438	0	41454	350306	18132
6	AURANGABAD DIV.	233809	180426	180426	0	53383	173451	6975
Total		1381317	1199076	1199142	66	182175	1155398	43744



प्रधानमंत्री आवास योजना ग्रामीण - पूर्ण घरकूले

Sr. No.	District	Sanction	04.12.2023	05.12.2023	Daily Achivement	Remaining	Completed & verified	Remaining verified
1	SANGLI	20650	17926	17986	60	2664	17414	572
2	SOLAPUR	45041	38037	38041	4	7000	36941	1100
3	BHANDARA	63546	57435	57436	1	6110	55207	2229
4	BULDHANA	44410	31692	31693	1	12717	30407	1286
5	AHMEDNAGAR	60251	54868	54868	0	5383	54133	735
6	AKOLA	46753	41352	41352	0	5401	40655	697
7	AMRAVATI	91975	77119	77119	0	14856	75410	1709
8	AURANGABAD	36139	29297	29297	0	6842	27903	1394
9	BEED	34651	26005	26005	0	8646	24682	1323
10	CHANDRAPUR	42157	37188	37188	0	4969	36358	830
11	DHULE	64625	57807	57807	0	6818	54499	3308
12	GADCHIROLI	31605	28879	28879	0	2726	26802	2077
13	GONDIA	95715	91988	91988	0	3727	91440	548
14	HINGOLI	17896	13741	13741	0	4155	13369	372
15	JALGAON	77240	64507	64507	0	12733	62820	1687
16	JALNA	23958	18675	18675	0	5283	17912	763
17	KOLHAPUR	16956	14946	14946	0	2010	14705	241
18	LATUR	20197	15257	15257	0	4940	14930	327
19	NAGPUR	36093	32610	32610	0	3483	31619	991
20	NANDED	68511	53281	53281	0	15230	51798	1483
21	NANDURBAR	118498	108143	108143	0	10355	98726	9417
22	NASHIK	89278	83113	83113	0	6165	80128	2985
23	OSMANABAD	13738	10231	10231	0	3507	9299	932
24	PALGHAR	35172	33517	33517	0	1655	32710	807
25	PARBHANI	18719	13939	13939	0	4780	13558	381
26	PUNE	19136	16114	16114	0	3022	15134	980
27	RAIGAD	9777	9353	9353	0	424	9167	186
28	RATNAGIRI	9758	9411	9411	0	347	9250	161
29	SATARA	14351	13569	13569	0	782	13224	345
30	SINDHUDURG	5066	4930	4930	0	136	4882	48
31	THANE	9569	8968	8968	0	601	8683	285
32	WARDHA	17652	16010	16010	0	1642	15577	433
33	WASHIM	19013	15346	15346	0	3667	14903	443
34	YAVATMAL	63221	53822	53822	0	9399	51153	2669
Total		1381317	1199076	1199142	66	182175	1155398	43744

राज्यपुरस्कृत आवास योजना ग्रामीण - मंजूरी

Sr. No.	Division	Target	04.12.2023	05.12.2023	Daily Achivement	Sanction %	Remaining	Sanction State Rank
1	NASHIK DIV.	207181	127051	127056	5	61.3%	80125	5
2	KONKAN DIV.	44680	36038	36038	0	80.7%	8642	1
3	PUNE DIV.	79408	68047	68047	0	85.7%	11361	2
4	AURANGABAD DIV.	273260	184261	184261	0	67.4%	88999	6
5	AMRAVATI DIV.	157836	111333	111333	0	70.5%	46503	4
6	NAGPUR DIV.	164085	118922	118922	0	72.5%	45163	3
	Total	926450	645652	645657	5	69.7%	280793	

Sr. No.	District	Target	04.12.2023	05.12.2023	Daily Achivement	Sanction %	Remaining	Sanction State Rank
1	JALGAON	34417	27073	27077	4	78.7%	7340	19
2	NANDURBAR	51420	18473	18474	1	35.9%	32946	34
3	AHMEDNAGAR	39938	34920	34920	0	87.4%	5018	15
4	AKOLA	34781	23512	23512	0	67.6%	11269	26
5	AMRAVATI	36242	22933	22933	0	63.3%	13309	28
6	AURANGABAD	36954	25711	25711	0	69.6%	11243	25
7	BEED	33057	26188	26188	0	79.2%	6869	18
8	BHANDARA	22211	17640	17640	0	79.4%	4571	14
9	BULDHANA	28967	20996	20996	0	72.5%	7971	20
10	CHANDRAPUR	54555	37548	37548	0	68.8%	17007	31
11	DHULE	31476	20316	20316	0	64.5%	11160	24
12	GADCHIROLI	20609	16330	16330	0	79.2%	4279	11
13	GONDIA	18712	14230	14230	0	76.0%	4482	13
14	HINGOLI	38798	23877	23877	0	61.5%	14921	30
15	JALNA	41057	21287	21287	0	51.8%	19770	32
16	KOLHAPUR	16830	14982	14982	0	89.0%	1848	7
17	LATUR	35747	26878	26878	0	75.2%	8869	21
18	NAGPUR	33291	19475	19475	0	58.5%	13816	29
19	NANDED	34410	22405	22405	0	65.1%	12005	27
20	NASHIK	49930	26269	26269	0	52.6%	23661	33
21	OSMANABAD	24177	18931	18931	0	78.3%	5246	17
22	PALGHAR	16073	11748	11748	0	73.1%	4325	12
23	PARBHANI	29060	18984	18984	0	65.3%	10076	22
24	PUNE	17336	13960	13960	0	80.5%	3376	10
25	RAIGAD	10569	9224	9224	0	87.3%	1345	6
26	RATNAGIRI	7197	6727	6727	0	93.5%	470	3
27	SANGLI	10132	9082	9082	0	89.6%	1050	5
28	SATARA	11532	11532	11532	0	100.0%	0	1
29	SINDHUDURG	2267	2110	2110	0	93.1%	157	2
30	SOLAPUR	23578	18491	18491	0	78.4%	5087	16
31	THANE	8574	6229	6229	0	72.6%	2345	8
32	WARDHA	14707	13699	13699	0	93.1%	1008	4
33	WASHIM	15866	12889	12889	0	81.2%	2977	9
34	YAVATMAL	41980	31003	31003	0	73.9%	10977	23
	Total	926450	645652	645657	5	69.7%	280793	

राज्यपुरस्कृत आवास योजना ग्रामीण - प्रलंबीत मंजूरी

Sr. No.	Division	रमाई आवास योजना	शबरी आवास योजना	आदीम आवास योजना	पारधी आवास योजना	य.च.मु.व योजना	पुण्यश्लोक अहिल्यादेवी होळकर धरकूल योजना	एकूण
1	KONKAN DIV.	1433	7159	25	3	22	0	8642
2	PUNE DIV.	8433	2789	4	55	20	60	11361
3	NAGPUR DIV.	24331	19509	82	2	1223	16	45163
4	AMRAVATI DIV.	27479	18235	117	9	654	9	46503
5	NASHIK DIV.	20890	59108	61	18	23	25	80125
6	AURANGABAD DIV.	59945	25707	238	26	2207	876	88999
	Total	142511	132507	527	113	4149	986	280793

Sr. No.	District	रमाई आवास योजना	शबरी आवास योजना	आदीम आवास योजना	पारधी आवास योजना	य.च.मु.व योजना	पुण्यश्लोक अहिल्यादेवी होळकर धरकूल योजना	एकूण
1	SATARA	0	0	0	0	0	0	0
2	SINDHUDURG	127	14	16	0	0	0	157
3	RATNAGIRI	363	84	0	1	22	0	470
4	WARDHA	352	654	2	0	0	0	1008
5	SANGLI	1008	30	0	12	0	0	1050
6	RAIGAD	523	820	0	2	0	0	1345
7	KOLHAPUR	1753	35	0	0	0	60	1848
8	THANE	321	2018	6	0	0	0	2345
9	WASHIM	2030	945	0	0	0	2	2977
10	PUNE	854	2484	4	14	20	0	3376
11	GADCHIROLI	1075	3178	26	0	0	0	4279
12	PALGHAR	99	4223	3	0	0	0	4325
13	GONDIA	2897	1570	0	0	0	15	4482
14	BHANDARA	3064	1444	0	0	62	1	4571
15	AHMEDNAGAR	2630	2388	0	0	0	0	5018
16	SOLAPUR	4818	240	0	29	0	0	5087
17	OSMANABAD	3554	180	0	0	1512	0	5246
18	BEED	5565	1298	0	6	0	0	6869
19	JALGAON	3041	4272	0	2	0	25	7340
20	BULDHANA	5765	2199	0	0	0	7	7971
21	LATUR	7086	932	0	4	14	833	8869
22	PARBHANI	7688	2154	0	0	196	38	10076
23	YAVATMAL	5756	4564	117	1	539	0	10977
24	DHULE	3859	7278	0	0	23	0	11160
25	AURANGABAD	7156	4081	0	6	0	0	11243
26	AKOLA	8719	2549	0	1	0	0	11269
27	NANDED	5151	6608	238	8	0	0	12005
28	AMRAVATI	5209	7978	0	7	115	0	13309
29	NAGPUR	11662	2150	0	0	4	0	13816
30	HINGOLI	6784	8137	0	0	0	0	14921
31	CHANDRAPUR	5281	10513	54	2	1157	0	17007
32	JALNA	16961	2317	0	2	485	5	19770
33	NASHIK	10405	13189	61	6	0	0	23661
34	NANDURBAR	955	31981	0	10	0	0	32946
	Total	142511	132507	527	113	4149	986	280793

राज्यपुरस्कृत आवास योजना ग्रामीण - पूर्ण घरकूले

Sr. No.	Division	Sanction	04.12.2023	05.12.2023	Daily Achivement	Completion %	Remaining	To be Completed in Per Day till 30.11.23
1	KONKAN DIV.	36038	27215	27235	20	75.6%	8803	-1761
2	AMRAVATI DIV.	111333	76834	76839	5	69.0%	34494	-6899
3	PUNE DIV.	68047	55015	55019	4	80.9%	13028	-2606
4	AURANGABAD DIV.	184261	126096	126099	3	68.4%	58162	-11632
5	NAGPUR DIV.	118922	78109	78111	2	65.7%	40811	-8162
6	NASHIK DIV.	127056	96171	96171	0	75.7%	30885	-6177
	Total	645657	459440	459474	34	71.2%	186183	-37237

Sr. No.	District	Sanction	04.12.2023	05.12.2023	Daily Achivement	Completion %	Remaining	To be Completed in Per Day till 30.11.23
1	RAIGAD	9224	5645	5656	11	61.3%	3568	-714
2	PALGHAR	11748	8865	8874	9	75.5%	2874	-575
3	BULDHANA	20996	15771	15775	4	75.1%	5221	-1044
4	SATARA	11532	10071	10074	3	87.4%	1458	-292
5	AURANGABAD	25711	18466	18468	2	71.8%	7243	-1449
6	BHANDARA	17640	13164	13166	2	74.6%	4474	-895
7	AKOLA	23512	15114	15115	1	64.3%	8397	-1679
8	LATUR	26878	21572	21573	1	80.3%	5305	-1061
9	SOLAPUR	18491	15779	15780	1	85.3%	2711	-542
10	AHMEDNAGAR	34920	30576	30576	0	87.6%	4344	-869
11	AMRAVATI	22933	16412	16412	0	71.6%	6521	-1304
12	BEED	26188	18501	18501	0	70.6%	7687	-1537
13	CHANDRAPUR	37548	21603	21603	0	57.5%	15945	-3189
14	DHULE	20316	14659	14659	0	72.2%	5657	-1131
15	GADCHIROLI	16330	12268	12268	0	75.1%	4062	-812
16	GONDIA	14230	11390	11390	0	80.0%	2840	-568
17	HINGOLI	23877	12325	12325	0	51.6%	11552	-2310
18	JALGAON	27077	19527	19527	0	72.1%	7550	-1510
19	JALNA	21287	14157	14157	0	66.5%	7130	-1426
20	KOLHAPUR	14982	11130	11130	0	74.3%	3852	-770
21	NAGPUR	19475	9936	9936	0	51.0%	9539	-1908
22	NANDED	22405	14658	14658	0	65.4%	7747	-1549
23	NANDURBAR	18474	11501	11501	0	62.3%	6973	-1395
24	NASHIK	26269	19908	19908	0	75.8%	6361	-1272
25	OSMANABAD	18931	11644	11644	0	61.5%	7287	-1457
26	PARBHANI	18984	14773	14773	0	77.8%	4211	-842
27	PUNE	13960	10648	10648	0	76.3%	3312	-662
28	RATNAGIRI	6727	6326	6326	0	94.0%	401	-80
29	SANGLI	9082	7387	7387	0	81.3%	1695	-339
30	SINDHUDURG	2110	2030	2030	0	96.2%	80	-16
31	THANE	6229	4349	4349	0	69.8%	1880	-376
32	WARDHA	13699	9748	9748	0	71.2%	3951	-790
33	WASHIM	12889	8576	8576	0	66.5%	4313	-863
34	YAVATMAL	31003	20961	20961	0	67.6%	10042	-2008
	Total	645657	459440	459474	34	71.2%	186183	-37237

राज्य योजना अपूर्ण घरकुले

Sr. No.	Division	रमाई आवास योजना	शबरी आवास योजना	आदीम आवास योजना	पारधी आवास योजना	व.च.मु.व योजना	पुण्यश्लोक अहिल्यादेवी होळकर घरकुल योजना	एकूण
1	KONKAN DIV.	946	7473	370	0	2	12	8803
2	PUNE DIV.	10741	1675	56	55	51	450	13028
3	NASHIK DIV.	11094	19370	25	107	122	167	30885
4	AMRAVATI DIV.	18683	11698	2060	183	1757	113	34494
5	NAGPUR DIV.	12930	21939	743	21	5157	21	40811
6	AURANGABAD DIV.	45945	9621	42	60	2192	302	58162
	Total	100339	71776	3296	426	9281	1065	186183

Sr. No.	District	रमाई आवास योजना	शबरी आवास योजना	आदीम आवास योजना	पारधी आवास योजना	व.च.मु.व योजना	पुण्यश्लोक अहिल्यादेवी होळकर घरकुल योजना	एकूण
1	SINDHUDURG	80	0	0	0	0	0	80
2	RATNAGIRI	380	15	4	0	2	0	401
3	SATARA	1410	25	0	0	23	0	1458
4	SANGLI	1685	7	0	3	0	0	1695
5	THANE	228	1495	157	0	0	0	1880
6	SOLAPUR	2626	66	0	8	11	0	2711
7	GONDIA	1552	1288	0	0	0	0	2840
8	PALGHAR	63	2723	88	0	0	0	2874
9	PUNE	1647	1565	56	44	0	0	3312
10	RAIGAD	195	3240	121	0	0	12	3568
11	KOLHAPUR	3373	12	0	0	17	450	3852
12	WARDHA	1613	2095	242	1	0	0	3951
13	GADCHIROLI	1206	2593	263	0	0	0	4062
14	PARBHANI	2726	1037	0	0	236	212	4211
15	WASHIM	3138	1136	0	2	0	37	4313
16	AHMEDNAGAR	2420	1889	0	15	20	0	4344
17	BHANDARA	2216	1052	0	0	1185	21	4474
18	BULDHANA	4127	1001	0	17	0	76	5221
19	LATUR	5138	114	0	0	53	0	5305
20	DHULE	2001	3542	0	12	102	0	5657
21	NASHIK	2287	4023	25	26	0	0	6361
22	AMRAVATI	2994	3345	0	28	154	0	6521
23	NANDURBAR	862	6111	0	0	0	0	6973
24	JALNA	5148	167	0	5	1720	90	7130
25	AURANGABAD	6005	1232	0	6	0	0	7243
26	OSMANABAD	6908	155	0	41	183	0	7287
27	JALGAON	3524	3805	0	54	0	167	7550
28	BEED	7288	391	0	8	0	0	7687
29	NANDED	7306	399	42	0	0	0	7747
30	AKOLA	6367	2004	0	26	0	0	8397
31	NAGPUR	1183	8345	0	6	5	0	9539
32	YAVATMAL	2057	4212	2060	110	1603	0	10042
33	HINGOLI	5426	6126	0	0	0	0	11552
34	CHANDRAPUR	5160	6566	238	14	3967	0	15945
	Total	100339	71776	3296	426	9281	1065	186183

प्रधानमंत्री आवास योजना ग्रामीण - हप्ते वितरण

Sr. No.	Division	1st Installment (Daily Achivement)	1st Installment Remaining	2nd Installment (Daily Achivement)	2nd Installment Remaining	3rd Installment (Daily Achivement)	3rd Installment Remaining
1	NAGPUR DIV.	1	2663	14	16642	16	7146
2	NASHIK DIV.	0	3872	12	29712	16	16991
3	AMRAVATI DIV.	3	15440	15	24397	10	10333
4	AURANGABAD DIV.	2	9913	6	38064	3	18844
5	PUNE DIV.	0	1859	0	11288	6	4538
6	KONKAN DIV.	0	114	0	2351	0	1703
	Total	6	33861	47	122454	51	59555

Sr. No.	District	1st Installment (Daily Achivement)	1st Installment Remaining	2nd Installment (Daily Achivement)	2nd Installment Remaining	3rd Installment (Daily Achivement)	3rd Installment Remaining
1	AKOLA	3	577	15	4100	9	1519
2	NASHIK	0	354	10	4577	15	2647
3	GADCHIROLI	1	189	6	1905	11	1552
4	BHANDARA	0	417	8	4557	5	1124
5	AURANGABAD	2	1720	2	4016	1	1762
6	SOLAPUR	0	987	0	5126	5	1934
7	AHMEDNAGAR	0	2323	2	2842	1	1722
8	NANDED	0	990	2	14400	0	4970
9	PARBHANI	0	282	1	3747	1	1793
10	BULDHANA	0	6662	0	4268	1	2284
11	HINGOLI	0	1469	1	2295	0	1053
12	LATUR	0	1681	0	2876	1	1320
13	SATARA	0	34	0	512	1	369
14	AMRAVATI	0	6407	0	7337	0	2180
15	BEED	0	1087	0	5729	0	3563
16	CHANDRAPUR	0	507	0	3560	0	1413
17	DHULE	0	157	0	5077	0	2971
18	GONDIA	0	592	0	2795	0	1667
19	JALGAON	0	691	0	10593	0	3147
20	JALNA	0	1372	0	2730	0	2025
21	KOLHAPUR	0	142	0	1641	0	585
22	NAGPUR	0	721	0	2616	0	860
23	NANDURBAR	0	347	0	6623	0	6504
24	OSMANABAD	0	1312	0	2271	0	2358
25	PALGHAR	0	23	0	1263	0	884
26	PUNE	0	622	0	2025	0	772
27	RAIGAD	0	9	0	379	0	280
28	RATNAGIRI	0	48	0	210	0	192
29	SANGLI	0	74	0	1984	0	878
30	SINDHUDURG	0	0	0	113	0	96
31	THANE	0	34	0	386	0	251
32	WARDHA	0	237	0	1209	0	530
33	WASHIM	0	916	0	2333	0	1395
34	YAVATMAL	0	878	0	6359	0	2955
	Total	6	33861	47	122454	51	59555

राज्यपुरस्कृत आवास योजना ग्रामीण - हप्ते वितरण

Sr. No.	Division	1st Installment (Daily Achivement)	1st Installment Remaining	2nd Installment (Daily Achivement)	2nd Installment Remaining	3rd Installment (Daily Achivement)	3rd Installment Remaining
1	AMRAVATI DIV.	1	5283	6	19225	6	5219
2	AURANGABAD DIV.	0	10374	2	30686	5	11914
3	NAGPUR DIV.	2	8614	2	23938	2	4309
4	NASHIK DIV.	0	6507	1	12588	0	5994
5	KONKAN DIV.	0	993	0	4976	0	1360
6	PUNE DIV.	0	3627	0	5575	0	1851
	Total	3	35398	11	96988	13	30647

Sr. No.	District	1st Installment (Daily Achivement)	1st Installment Remaining	2nd Installment (Daily Achivement)	2nd Installment Remaining	3rd Installment (Daily Achivement)	3rd Installment Remaining
1	AKOLA	1	2019	4	4954	0	1090
2	AMRAVATI	0	738	0	3750	5	1016
3	JALNA	0	1163	0	3324	5	1510
4	BHANDARA	2	826	2	2336	0	387
5	WASHIM	0	1405	2	2171	1	619
6	GONDIA	0	706	0	1184	2	500
7	AHMEDNAGAR	0	265	1	2446	0	1212
8	AURANGABAD	0	1484	1	2855	0	1391
9	PARBHANI	0	630	1	2617	0	939
10	BEED	0	977	0	3278	0	2364
11	BULDHANA	0	382	0	2141	0	930
12	CHANDRAPUR	0	2235	0	11204	0	1654
13	DHULE	0	149	0	2355	0	1518
14	GADCHIROLI	0	341	0	1880	0	981
15	HINGOLI	0	2116	0	6743	0	1724
16	JALGAON	0	1511	0	3377	0	1467
17	KOLHAPUR	0	1820	0	1615	0	229
18	LATUR	0	764	0	2516	0	1378
19	NAGPUR	0	3443	0	5044	0	510
20	NANDED	0	1718	0	5020	0	1422
21	NANDURBAR	0	3097	0	1799	0	790
22	NASHIK	0	1485	0	2611	0	1007
23	OSMANABAD	0	1522	0	4333	0	1186
24	PALGHAR	0	37	0	1500	0	598
25	PUNE	0	540	0	1535	0	464
26	RAIGAD	0	466	0	2244	0	508
27	RATNAGIRI	0	60	0	124	0	70
28	SANGLI	0	699	0	554	0	227
29	SATARA	0	50	0	644	0	407
30	SINDHUDURG	0	2	0	51	0	14
31	SOLAPUR	0	518	0	1227	0	524
32	THANE	0	428	0	1057	0	170
33	WARDHA	0	1063	0	2290	0	277
34	YAVATMAL	0	739	0	6209	0	1564
	Total	3	35398	11	96988	13	30647

राज्य योजना: पहिला हप्ता प्रलंबीत

Sr. No.	Division	रमाई आवास योजना	शबरी आवास योजना	आदीम आवास योजना	पारधी आवास योजना	य.च.मु.व योजना	पुण्यश्लोक अहिल्यादेवी होळकर घरकुल योजना	एकूण
1	KONKAN DIV.	120	850	23	0	0	0	993
2	PUNE DIV.	3048	394	7	15	8	155	3627
3	NASHIK DIV.	933	5532	0	5	7	30	6507
4	AMRAVATI DIV.	3328	1352	132	18	417	36	5283
5	NAGPUR DIV.	3285	4515	63	2	749	0	8614
6	AURANGABAD DIV.	7722	1966	13	21	518	134	10374
	Total	18436	14609	238	61	1699	355	35398

Sr. No.	District	रमाई आवास योजना	शबरी आवास योजना	आदीम आवास योजना	पारधी आवास योजना	य.च.मु.व योजना	पुण्यश्लोक अहिल्यादेवी होळकर घरकुल योजना	एकूण
1	SINDHUDURG	2	0	0	0	0	0	2
2	PALGHAR	2	32	3	0	0	0	37
3	SATARA	47	2	0	0	1	0	50
4	RATNAGIRI	59	1	0	0	0	0	60
5	DHULE	40	103	0	0	6	0	149
6	AHMEDNAGAR	148	114	0	2	1	0	265
7	GADCHIROLI	138	186	17	0	0	0	341
8	BULDHANA	229	153	0	0	0	0	382
9	THANE	22	394	12	0	0	0	428
10	RAIGAD	35	423	8	0	0	0	466
11	SOLAPUR	504	8	0	1	5	0	518
12	PUNE	140	379	7	14	0	0	540
13	PARBHANI	156	219	0	0	122	133	630
14	SANGLI	695	4	0	0	0	0	699
15	GONDIA	521	185	0	0	0	0	706
16	AMRAVATI	282	388	0	3	65	0	738
17	YAVATMAL	4	237	132	14	352	0	739
18	LATUR	721	16	0	0	27	0	764
19	BHANDARA	667	78	0	0	81	0	826
20	BEED	855	116	0	6	0	0	977
21	WARDHA	412	616	35	0	0	0	1063
22	JALNA	729	114	0	1	318	1	1163
23	WASHIM	1056	313	0	0	0	36	1405
24	AURANGABAD	1140	341	0	3	0	0	1484
25	NASHIK	77	1408	0	0	0	0	1485
26	JALGAON	664	814	0	3	0	30	1511
27	OSMANABAD	1438	22	0	11	51	0	1522
28	NANDED	1625	80	13	0	0	0	1718
29	KOLHAPUR	1662	1	0	0	2	155	1820
30	AKOLA	1757	261	0	1	0	0	2019
31	HINGOLI	1058	1058	0	0	0	0	2116
32	CHANDRAPUR	1049	506	11	1	668	0	2235
33	NANDURBAR	4	3093	0	0	0	0	3097
34	NAGPUR	498	2944	0	1	0	0	3443
	Total	18436	14609	238	61	1699	355	35398